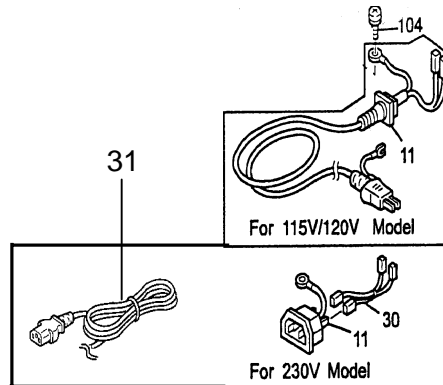


Model: Stinger – P3/P4		Date: 30-Apr-99	No.: MG031001
Modified Article: Power Supply Cord		Prepared by: K. Ugaeri	
From: Technical Service Dept., GTS Division			
Reason for Modification:	<input checked="" type="checkbox"/> Parts catalog correction <input type="checkbox"/> To facilitate assembly <input type="checkbox"/> Part standardization	<input type="checkbox"/> Vendor change <input type="checkbox"/> To improve reliability <input type="checkbox"/> Other	<input type="checkbox"/> To meet standards ()

The power supply cord for the European and Asian Models is missing from the parts catalog. Please add it.

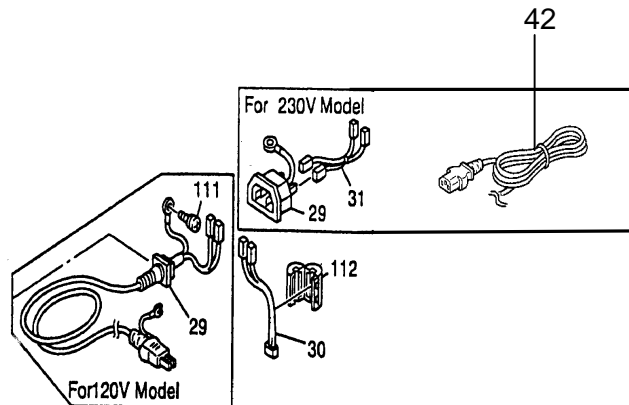
Stinger-P3 (G031-22,27)

Old part number	New part number	Description	Qty	Int	Page	Index	Note
	11500352	Power Supply Cord - 250V	1		17	31	



Stinger-P4 (G032-22,27)

Old part number	New part number	Description	Qty	Int	Page	Index	Note
	11500352	Power Supply Cord - 250V	1		15	42	



Model: Stinger – P3/P4	Date: 30-Apr-99	No.: MG031001
------------------------	-----------------	---------------

The following part description is incorrect. Please correct it in your parts catalog for Stinger-P4(G032).

Stinger-P4 (G032-22,27)

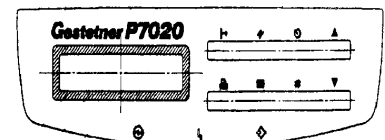
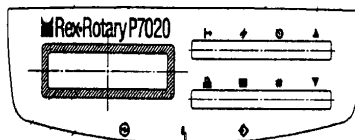
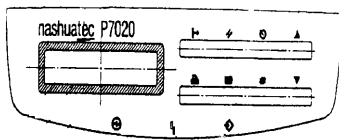
Part number	Current Description	New Description	Page	Index	Note
G0295540	Power Supply Cord - 230V	Inlet - 230V	15	29	

Model: Stinger – P3/P4		Date: 30-Apr-99	No.: MG031002
Modified Article: New control panel for NRG		Prepared by: K. Ugaeri	
From: Technical Service Dept., GTS Division			
Reason for Modification:	<input checked="" type="checkbox"/> Parts catalog correction <input type="checkbox"/> To facilitate assembly <input type="checkbox"/> Part standardization	<input type="checkbox"/> Vendor change <input type="checkbox"/> To improve reliability <input type="checkbox"/> Other	<input type="checkbox"/> To meet standards ()

The control panel and its sheets for NRG are newly set up. Please add these parts numbers into your parts catalog. These parts are available from the 1st mass production (March '99).

Stinger-P3 (G031-22)

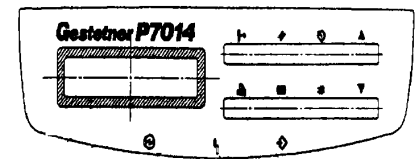


Old part number	New part number	Description	Qty	Int	Page	Index	Note
G0291427	G0291430	Control Panel - EU - P3 -NRG	1		7	13	
	G0296601	Sheet - Control Panel - P3-NRG			7	43.	



Sheet – Control Panel – P3 – NRG

Stinger-P4 (G032-22)

Old part number	New part number	Description	Qty	Int	Page	Index	Note
G0301427	G0301430	Control Panel - EU - P4 - NRG	1		7	9	
	G0306601	Sheet - Control Panel - P4 -NRG			7	35	



Sheet – Control Panel – P4 – NRG

Model: Stinger - P3/P4		Date: 30-Apr-99	No.: MG031003
Modified Article: Control Panel		Prepared by: K. Ugaeri	
From: Technical Service Dept., GTS Division			
Reason for Modification:	<input checked="" type="checkbox"/> Parts catalog correction <input type="checkbox"/> To facilitate assembly <input type="checkbox"/> Part standardization	<input type="checkbox"/> Vendor change <input type="checkbox"/> To improve reliability <input type="checkbox"/> Other	<input type="checkbox"/> To meet standards ()

The descriptions of the following parts have been corrected for easier understanding. Please correct them in your parts catalog .

1. Stinger-P3 (G031)

Part number	Current Description	New Description	Page	Index	Note
G0291417	Control Panel - LT	Control Panel - US- P3	7	13	
G0291427	Control Panel - A4	Control Panel - EU- P3	7	13	

2.Stinger-P4(G032)

Part number	Current Description	New Description	Page	Index	Note
G0301417	Control Panel - LT	Control Panel - US- P4	7	9	
G0301427	Control Panel - A4	Control Panel - EU- P4	7	9	

Reissued: 15-Aug-99

Model: Stinger - P3/P4	Date: 30-Apr-99	No.: MG031004a
------------------------	-----------------	----------------

MB Correction

The items in bold italics have been corrected or added.

Modified Article: Main Control Board		Prepared by: K. Ugaeri	
From: Technical Service Dept., GTS Division			
Reason for Modification:	<input type="checkbox"/> Parts catalog correction	<input type="checkbox"/> Vendor change	<input type="checkbox"/> To meet standards ()
	<input type="checkbox"/> To facilitate assembly	<input type="checkbox"/> To improve reliability	
	<input type="checkbox"/> Part standardization	<input checked="" type="checkbox"/> Other	

The font ROM on the main control board of the Stinger - P4 is no longer used, because the font data will be kept in the code ROM.

Stinger-P4 (G032)

Old part number	New part number	Description	Qty	Int	Page	Index	Note
G0325720J	<i>G0325720K</i>	Main Control Board	1	O/O	15	15	
G0315941		IC - MSM27C1602CZ-NGS-K	1		19	2	

*This modification is available once the old parts are no longer in stock.

Model: Stinger - P3/P4		Date: 30-Apr-99	No.: MG031005
Modified Article: Pressure Spring		Prepared by: K. Ugaeri	
From: Technical Service Dept., GTS Division			
Reason for Modification:	<input checked="" type="checkbox"/> Parts catalog correction <input type="checkbox"/> To facilitate assembly <input type="checkbox"/> Part standardization	<input type="checkbox"/> Vendor change <input type="checkbox"/> To improve reliability <input type="checkbox"/> Other	<input type="checkbox"/> To meet standards ()

Please correct the part number of the pressure spring for the by-pass feed section.

Stinger-P4 (G032)

Old part number	New part number	Description	Qty	Int	Page	Index	Note
G0293854	G0303862	Pressure Spring	1		7	23	

Model: Stinger - P3/P4		Date: 31-Jan-00	No.: MG031006
Modified Article: Operation Panel Harness & Discharge Brush		Prepared by: M. Kitajima	
From: Technical Service Dept., GTS Division			
Reason for Modification:	<input type="checkbox"/> Parts catalog correction <input type="checkbox"/> To facilitate assembly <input type="checkbox"/> Part standardization	<input checked="" type="checkbox"/> Vendor change <input type="checkbox"/> To improve reliability <input type="checkbox"/> Other	<input type="checkbox"/> To meet standards ()

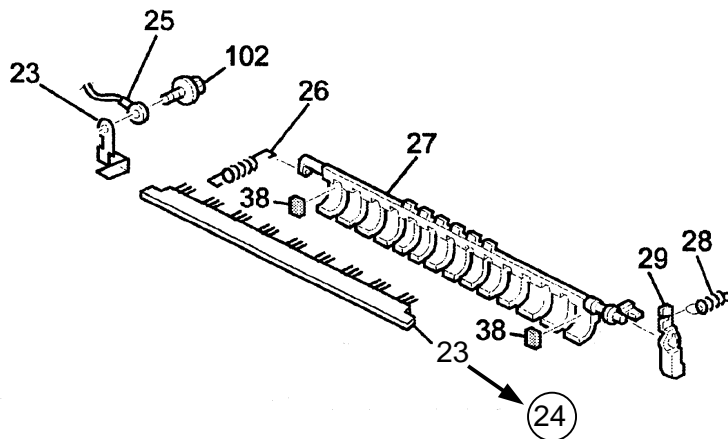
Due to a vendor change, the parts numbers of the following parts have been changed.

Stinger-P3 (G031)

Old part number	New part number	Description	Qty	Int	Page	Index	Note
G0311920	G0411920	Operation Panel Harness	1 - 1	O/O	7	14	
G0293863	G0293967	Discharge Brush	1 - 1	O/O	7	24	

Please correct the illustration index in your parts catalog as follows:

3. BY-PASS FEED UNIT (G031)



Model: Stinger - P3/P4		Date: 31-Jan-00	No.: MG031007
Modified Article: Paper Cassette Ass'y		Prepared by: M. Kitajima	
From: Technical Service Dept., GTS Division			
Reason for Modification:	<input type="checkbox"/> Parts catalog correction <input type="checkbox"/> To facilitate assembly <input type="checkbox"/> Part standardization	<input type="checkbox"/> Vendor change <input type="checkbox"/> To improve reliability <input checked="" type="checkbox"/> Other	<input type="checkbox"/> To meet standards ()

The part number of the paper cassette assembly has been changed for part number control.

Stinger-P4 (G032)

Old part number	New part number	Description	Qty	Int	Page	Index	Note
G0302550	G0302551	Paper Cassette Ass'y	1 - 1	O/O	5	1	

Model: Stinger - P3/P4		Date: 31-Jan-00	No.: MG031008
Modified Article: DIMM ROM		Prepared by: M. Kitajima	
From: Technical Service Dept., GTS Division			
Reason for Modification:	<input type="checkbox"/> Parts catalog correction <input type="checkbox"/> To facilitate assembly <input type="checkbox"/> Part standardization	<input type="checkbox"/> Vendor change <input type="checkbox"/> To improve reliability <input checked="" type="checkbox"/> Other	<input type="checkbox"/> To meet standards ()

The DIMM ROM has been registered as a service tool. This part is available in SPC.

Stinger-P3 (G031)

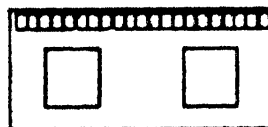
Old part number	New part number	Description	Qty	Int	Page	Index	Note
	G0315670	DIMM ROM	0 - 1	-	31	7*	*: New Index

Stinger-P4 (G032)

Old part number	New part number	Description	Qty	Int	Page	Index	Note
	G0315670	DIMM ROM	0 - 1	-	27	7*	*: New Index

Special Tools

DIMM



Model: Stinger - P3/P4		Date: 29-Feb-00	No.: MG031009
Modified Article: Gear - C3		Prepared by: M. Kitajima	
From: Technical Services Dept., GTS Division			
Reason for Modification:	<input type="checkbox"/> Parts catalog correction <input type="checkbox"/> To facilitate assembly <input type="checkbox"/> Part standardization	<input type="checkbox"/> Vendor change <input checked="" type="checkbox"/> To improve reliability <input type="checkbox"/> Other	<input type="checkbox"/> To meet standards ()

Stinger-P3 (G031)

Old part number	New part number	Description	Qty	Int	Page	Index	Note
G0291118	G00291119	Gear – C3	1 - 1	X/O	15	14	

Stinger-P4 (G032)

Old part number	New part number	Description	Qty	Int	Page	Index	Note
G0291118	G00291119	Gear – C3	1 - 1	X/O	13	11	

The hollow areas in the drive gear – C3 have been eliminated from the design, and the gear is now solid. As a result, the weight and therefore inertia of the gear has been increased, which will minimize jittering.

MODEL NAME	V/Hz	DESTINATION	JAPAN PRODUCTION	
			CODE	SERIAL NO.
Ricoh AP2000 Savin SLP20	120/60	USA	G031-17	P0190700001
NRG P7020	220,230, 240/50,60	Europe, Asia, Oceania	G031-22	B249110001
Ricoh AP2000	220,230, 240/50,60	Europe, Asia, Oceania	G031-27	P0190900405
Ricoh AP1400	120/60	USA	G032-17	P029080001
NRG P7014	220,230, 240/50,60	Europe, Asia, Oceania	G032-22	B239090001
Ricoh AP1400 Savin SLP14	220,230, 240/50,60	Europe, Asia, Oceania	G032-27	P0290700806

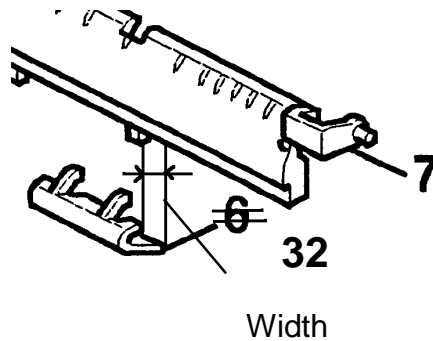
Model: Stinger - P3/P4	Date: 29-Feb-00	No.: MG031010
Modified Article: Turn Guide		Prepared by: M. Kitajima
From: Technical Service Dept., GTS Division		
Reason for Modification:	<input type="checkbox"/> Parts catalog correction <input type="checkbox"/> To facilitate assembly <input type="checkbox"/> Part standardization	<input type="checkbox"/> Vendor change <input checked="" type="checkbox"/> To improve reliability <input type="checkbox"/> Other
<input type="checkbox"/> To meet standards ()		

Stinger-P3 (G031)

Old part number	New part number	Description	Qty	Int	Page	Index	Note
G0292564		Turn Guide	2 - 1	-	9	6	
	G0292568	Right Turn Guide	0 - 1	-	9	*32	* New Index

To improve paper feeding, the right side of the turn guide has been changed

Part Number	Width	Colour
G0292564	9.5 mm	Black
G0292568	9.8 mm	White



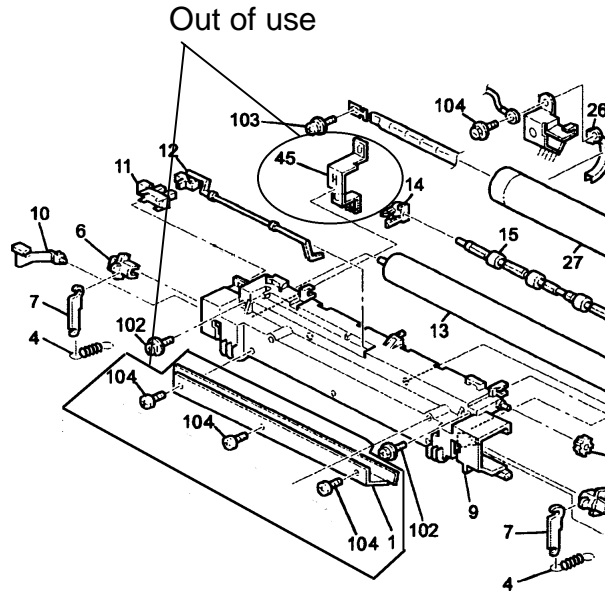
MODEL NAME	V/Hz	DESTINATION	JAPAN PRODUCTION	
			CODE	SERIAL NO.
Ricoh AP2000 Savin SLP20	120/60	USA	G031-17	P0190800001
NRG P7020	220,230, 240/50,60	Europe, Asia, Oceania	G031-22	B249110001
Ricoh AP2000	220,230, 240/50,60	Europe, Asia, Oceania	G031-27	P0190900405
Ricoh AP1400	120/60	USA	G032-17	
NRG P7014	220,230, 240/50,60	Europe, Asia, Oceania	G032-22	
Ricoh AP1400 Savin SLP14	220,230, 240/50,60	Europe, Asia, Oceania	G032-27	

Model: Stinger - P3/P4		Date: 31-Jan-00	No.: MG031011
Modified Article: Fusing Entrance Guide		Prepared by: M. Kitajima	
From: Technical Service Dept., GTS Division			
Reason for Modification:	<input type="checkbox"/> Parts catalog correction <input type="checkbox"/> To facilitate assembly <input type="checkbox"/> Part standardization	<input type="checkbox"/> Vendor change <input checked="" type="checkbox"/> To improve reliability <input checked="" type="checkbox"/> Other	<input type="checkbox"/> To meet standards ()

Stinger-P3 (G031)

Old part number	New part number	Description	Qty	Int	Page	Index	Note
G0294064		Fusing Entrance Guide	1 - 0	-	13	1	
G0294116		Grounding Plate	1 - 0	-	13	45	

The toner on the developed paper may be attracted to the fusing entrance guide, causing the toner to fall onto the printer paper. To prevent this, the fusing entrance guide and grounding plate are no longer used.



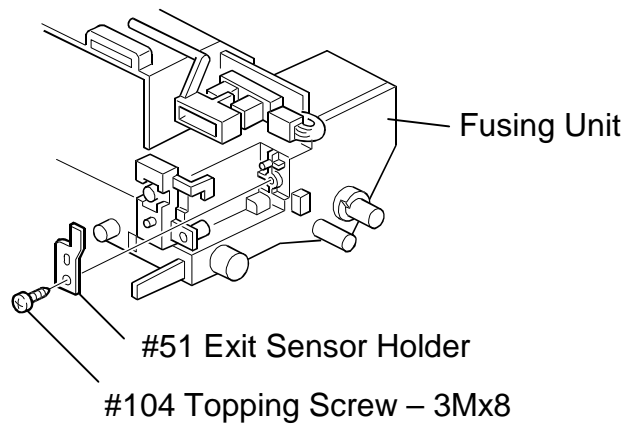
MODEL NAME	V/Hz	DESTINATION	JAPAN PRODUCTION	
			CODE	SERIAL NO.
Ricoh AP2000 Savin SLP20	120/60	USA	G031-17	P0190700001
NRG P7020	220,230, 240/50,60	Europe, Asia, Oceania	G031-22	B249110001
Ricoh AP2000	220,230, 240/50,60	Europe, Asia, Oceania	G031-27	P0190800001
Ricoh AP1400	120/60	USA	G032-17	
NRG P7014	220,230, 240/50,60	Europe, Asia, Oceania	G032-22	
Ricoh AP1400 Savin SLP14	220,230, 240/50,60	Europe, Asia, Oceania	G032-27	

Model: Stinger - P3/P4		Date: 16-Mar-00	No.: MG031012
Modified Article: Exit Sensor Holder		Prepared by: M. Kitajima	
From: Technical Services Dept., GTS Division			
Reason for Modification:	<input type="checkbox"/> Parts catalog correction	<input type="checkbox"/> Vendor change	<input type="checkbox"/> To meet standards ()
	<input type="checkbox"/> To facilitate assembly	<input checked="" type="checkbox"/> To improve reliability	
	<input type="checkbox"/> Part standardization	<input type="checkbox"/> Other	

Stinger-P3 (G031)

Old part number	New part number	Description	Qty	Int	Page	Index	Note
	G0294157	Exit Sensor Holder	0 - 1	-	13	*51	* New Index
	04503008B	Tapping Screw – M3x8	n – n+1	-	13	104	

To set the exit sensor securely, the exit sensor holder has been added.



MODEL NAME	V/Hz	DESTINATION	JAPAN PRODUCTION	
			CODE	SERIAL NO.
Ricoh AP2000 Savin SLP20	120/60	USA	G031-17	P0190700001
NRG P7020	220,230, 240/50,60	Europe, Asia, Oceania	G031-22	B249110001
Ricoh AP2000	220,230, 240/50,60	Europe, Asia, Oceania	G031-27	P0190900405
Ricoh AP1400	120/60	USA	G032-17	
NRG P7014	220,230, 240/50,60	Europe, Asia, Oceania	G032-22	
Ricoh AP1400 Savin SLP14	220,230, 240/50,60	Europe, Asia, Oceania	G032-27	

Model: Stinger - P3/P4	Date: 16-Mar-00	No.: MG031013
------------------------	-----------------	---------------

Modified Article: Stripper Pawls		Prepared by: M. Kitajima	
From: Technical Service Dept., GTS Division			
Reason for Modification:	<input type="checkbox"/> Parts catalog correction	<input type="checkbox"/> Vendor change	<input type="checkbox"/> To meet standards ()
	<input type="checkbox"/> To facilitate assembly	<input type="checkbox"/> To improve reliability	
	<input checked="" type="checkbox"/> Part standardization	<input type="checkbox"/> Other	

Stinger-P3 (G031)

Old part number	New part number	Description	Qty	Int	Page	Index	Note
G0294175	H3062137	Stripper Pawls	5 - 5	O/O	13	25	

Stinger-P4 (G032)

Old part number	New part number	Description	Qty	Int	Page	Index	Note
G0294175	H3062137	Stripper Pawls	3 - 3	O/O	11	21	

The stripper pawls have been changed so that they can be used with the Kaiser.

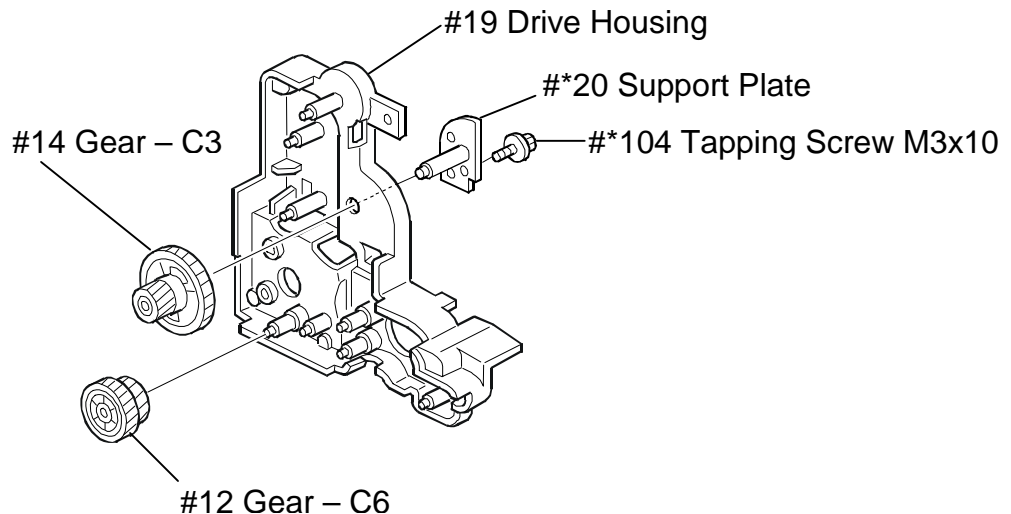
Model: Stinger - P3/P4		Date: 16-Mar-00	No.: MG031014
Modified Article: Drive Housing and Gear - C6		Prepared by: M. Kitajima	
From: Technical Services Dept., GTS Division			
Reason for Modification:	<input type="checkbox"/> Parts catalog correction <input type="checkbox"/> To facilitate assembly <input type="checkbox"/> Part standardization	<input type="checkbox"/> Vendor change <input checked="" type="checkbox"/> To improve reliability <input type="checkbox"/> Other	<input type="checkbox"/> To meet standards ()

Stinger-P3 (G031)

Old part number	New part number	Description	Qty	Int	Page	Index	Note
G0291110	G0291120	Gear – C6	1 - 1	X/O	15	12	
G0291100	G0291121	Drive Housing	1 - 1	} X/O	15	19	
	G0291122	Support Plate	0 - 1		15	*20	*: New Index
	04503010B	Tapping Screw – M3x10	n - n+2		15	*104	*: New Index

To minimize jitter in the image, the Gear – C3 has been modified. Refer to MB: MG031009 issued on February 29, 2000. In addition, the following parts have also been modified as follows:

1. Gear – C6:
As with the Gear – C3, the hollow areas in this drive gear have been eliminated from the design, and the gear is now perfectly solid. As a result, the weight and therefore inertia of the gear has been increased.
2. Support Plate:
The old shaft for the Gear- C3 was previously mounted on the old drive housing, and it was made of plastic. To minimize the play between the Gear - C3 and its shaft, the material of the shaft has been changed to metal. The old drive housing (G0291100) has been divided into a housing (G0291121) and support plate (G0291122).



Model: Stinger - P3/P4

Date: 16-Mar-00

No.: MG031014

MODEL NAME	V/Hz	DESTINATION	JAPAN PRODUCTION	
			CODE	SERIAL NO.
Ricoh AP2000 Savin SLP20	120/60	USA	G031-17	Service parts only
NRG P7020	220,230, 240/50,60	Europe, Asia, Oceania	G031-22	B249120001
Ricoh AP2000	220,230, 240/50,60	Europe, Asia, Oceania	G031-27	P0191200405
Ricoh AP1400	120/60	USA	G032-17	
NRG P7014	220,230, 240/50,60	Europe, Asia, Oceania	G032-22	
Ricoh AP1400 Savin SLP14	220,230, 240/50,60	Europe, Asia, Oceania	G032-27	

Reissued: 29-May-00

Model: Stinger – P	Date: 29-Mar-00	No.: MG031015b
--------------------	-----------------	----------------

MB Correction

The items in bold italics have been corrected or added.

Modified Article: Parts Catalog (Release of Stinger-P3II/P4II)		Prepared by: M. Kitajima	
From: Technical Services Dept., GTS Division			
Reason for Modification:	<input type="checkbox"/> Parts catalog correction	<input type="checkbox"/> Vendor change	<input type="checkbox"/> To meet standards ()
	<input type="checkbox"/> To facilitate assembly	<input type="checkbox"/> To improve reliability	
	<input type="checkbox"/> Part standardization	<input checked="" type="checkbox"/> Other	

The Stinger – P3II/P4II (G049, G054) will be launched soon as the successors to the Stinger – P3/P4 (G031, G032). Since nearly all of the components for the old and new models are the same, parts catalogs will not be released. This MB will explain the information that should be added to the Stinger – P3/P4 Parts Catalog to properly service the Stinger – P3II/P4II (G049, G054) in the field.

With the addition of these products to the Stinger series, the model name for this bulletin has been changed from “Stinger – P3/P4” to “Stinger – P”.

Basic Information

- Model Name and Code:

Stinger – P3II	
G049-17	Ricoh AP2100, Savin SLP21
G049-22	Gestetner P7021
G049-27	Ricoh AP2100
Stinger – P4II	
G054-17	Ricoh AP1600, Savin SLP16
G054-22	Gestetner P7016
G054-27	Ricoh AP1600
- Printing Speed (at 600 dpi):
 - Stinger – P3II: maximum **21** pages per minute (A4/LT LEF)
 - Stinger – P4II: maximum **16** pages per minute (A4/LT SEF)
- Optional Equipment:
 - Same as Stinger – P3II/P4II

Reissued: 29-May-00

Model: Stinger – P	Date: 29-Mar-00	No.: MG031015b
--------------------	-----------------	----------------

Stinger-P3 II (G049)

Page 7

Newly added:

Part Number	Description	Index	Qty
G0292698	By-pass Feed Unit – EU – P3II (Ricoh)	1	1
G0292721	Manual Feed Table – EU – P3II (Ricoh)	9	1
G0291420	Control Panel – US – P3II	13	1
G0291421	Control Panel – EU – P3II	13	1

Page 17

Newly added:

Part Number	Description	Index	Qty
G0295125	Engine Control Board – 120V – P3II	8	1
G0295130	Engine Control Board – 230V – P3II	8	1
G0495700	Main Control Board – P3II	9	1

Page 22

Newly added:

Part Number	Description	Index	Qty
G0495700	Main Control Board – P3II	*	1
G0415904	IC – ASIC ROCKY_Z	1	1
G0415903	Oscillator	2	1

Page 27

Newly added:

Part Number	Description	Index	Qty
G0295125	Engine Control Board – 120V – P3II	*	1
G0295130	Engine Control Board – 230V – P3II	*	1
G0295170	IC – UVEPROM 1MX8 100NS	1	1
G0295171	IC – UVEPROM 1MX8 100NS	2	1

Page 29

Newly added:

Part Number	Description	Index	Qty
G0498607	Operating Instructions – LT English – PII	10	1

Reissued: 29-May-00

Model: Stinger – P	Date: 29-Mar-00	No.: MG031015b
--------------------	-----------------	----------------

Stinger-P4 II (G054)

Page 3

Description Change:

Part Number	Old Description	New Description	Index
G0301393	Support Tray	Support Tray – P4	15

These parts are used only for the Stinger – P4 (G032).



Page 5

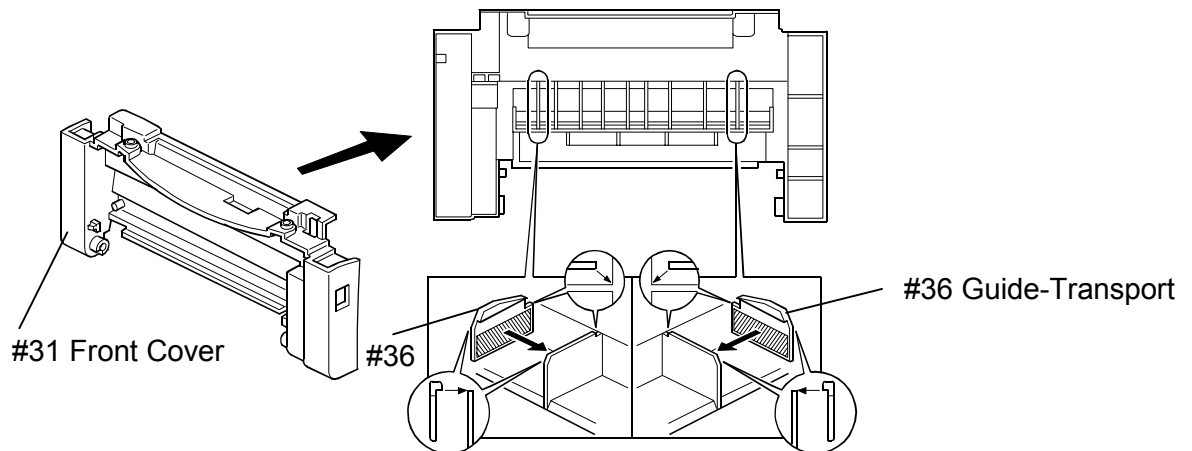
Part Number	Description	Index	Qty
G0302685	Side Fence Ass'y – P4II	2	1

Page 7

Newly added:

Part Number	Description	Index	Qty
G0302581	By-pass Feed Unit – EU – P4II (Ricoh)	1	1
G0302599	By-pass Feed Cover – EU – P4II (Ricoh)	7	1
G0301420	Control Panel – US – P4II	9	1
G0301421	Control Panel – EU – P4II	9	1
G0301258	Guide – Transport	*36	2

*: New Index



Reissued: 29-May-00

Model: Stinger – P	Date: 29-Mar-00	No.: MG031015b
--------------------	-----------------	----------------

Page 9

Newly added:

Part Number	Description	Index	Qty
G0302663	<i>Paper Detection Sensor – P4 II</i>	28	1

Page 15

Newly added:

Part Number	Description	Index	Qty
G0545700	Main Control Board – P4II	15	1
G0305125	Engine Control Board – 120V – P4II	20	1
G0305130	Engine Control Board – 230V – P4II	20	1

Page 18

Newly added:

Part Number	Description	Index	Qty
G0545700	Main Control Board – P4II	*	1
G0415904	IC – ASIC ROCKY_Z	1	1
G0545900	Oscillator – Video	3	1

Page 22

Newly added:

Part Number	Description	Index	Qty
G0305125	Engine Control Board – 120V – P4II	*	1
G0305130	Engine Control Board – 230V – P4II	*	1
G0305156	IC – UVEPROM 1MX8 100NS	2	1

Page 25

Newly added

Part Number	Description	Index	Qty
G0498607	Operating Instructions – LT English – PII	9	1

Model: Stinger – P		Date: 29-May-00	No.: MG031016
Modified Article: Sheet - Control Panel - NRG		Prepared by: M. Kitajima	
From: Technical Services Dept., GTS Division			
Reason for Modification:	<input type="checkbox"/> Parts catalog correction <input type="checkbox"/> To facilitate assembly <input type="checkbox"/> Part standardization	<input type="checkbox"/> Vendor change <input type="checkbox"/> To improve reliability <input checked="" type="checkbox"/> Other	<input type="checkbox"/> To meet standards ()

As per release of the NRG version, the following parts have registered as service parts:

Stinger-P3 II (G049)

Page 7

Part Number	Description	Index	Qty
G0496601	Sheet – Control Panel – P3 II - NRG	43	1

Stinger-P4 II (G054)

Page 7

Part Number	Description	Index	Qty
G0546601	Sheet – Control Panel – P4 II - NRG	35	1

Model: Stinger - P		Date: 31-Oct-00	No.: MG031017
Modified Article: Paper Feed Roller Shaft		Prepared by: M. Kitajima	
From: Technical Services Dept., GTS Division			
Reason for Modification:	<input type="checkbox"/> Parts catalog correction <input type="checkbox"/> To facilitate assembly <input checked="" type="checkbox"/> Part standardization	<input type="checkbox"/> Vendor change <input type="checkbox"/> To improve reliability <input type="checkbox"/> Other	<input type="checkbox"/> To meet standards ()

For purposes of parts standardization with the Japanese model, the part number of the paper feed roller has been changed as follows:

Stinger-P4/P4II (G032/G054)

Old part number	New part number	Description	Qty	Int	Page	Index	Note
G0302619	G0302693	Paper Feed Roller Shaft	1 - 1	O/O	9	17	

RCL (Japan) Production

MODEL NAME	V/Hz	DESTINATION	CODE	SERIAL NO.
Ricoh AP2000 Savin SLP20	120/60	USA	G031-17	
NRG P7020	220,230, 240/50,60	Europe, Asia, Oceania	G031-22	
Ricoh AP2000	220,230, 240/50,60	Europe, Asia, Oceania	G031-27	
Ricoh AP1400 Savin SLP14	120/60	USA	G032-17	
NRG P7014	220,230, 240/50,60	Europe, Asia, Oceania	G032-22	
Ricoh AP1400	220,230, 240/50,60	Europe, Asia, Oceania	G032-27	
Ricoh AP2100 Savin SLP21	120/60	USA	G049-17	
NRG P7021	220,230, 240/50,60	Europe, Asia, Oceania	G049-22	
Ricoh AP2100	220,230, 240/50,60	Europe, Asia, Oceania	G049-27	
Ricoh AP1600 Savin SLP16	120/60	USA	G054-17	
NRG P7016	220,230, 240/50,60	Europe, Asia, Oceania	G054-22	
Ricoh AP1600	220,230, 240/50,60	Europe, Asia, Oceania	G054-27	

Model: Stinger - P	Date: 13-Dec-00	No.: MG031018
--------------------	-----------------	---------------

Modified Article: Thermofuse and SRAM		Prepared by: M. Kitajima	
From: Technical Services Dept., GTS Division			
Reason for Modification:	<input type="checkbox"/> Parts catalog correction	<input checked="" type="checkbox"/> Vendor change	<input type="checkbox"/> To meet standards ()
	<input type="checkbox"/> To facilitate assembly	<input type="checkbox"/> To improve reliability	
	<input type="checkbox"/> Part standardization	<input type="checkbox"/> Other	

Stinger-P3 (G031) / P3 II (G049)

Old part number	New part number	Description	Qty	Int	Page	Index	Note
G0294161	A2804161	Thermofuse – 169C	1 - 1	O/O	13	22	
19020006	19020040	IC – SRAM 256KX8 70NS G1	n -	O/			
		IC – SRAM 256KX8 70NS G9	- n	/O	27	156	

Stinger-P4 (G032) / P4 II (G054)

Old part number	New part number	Description	Qty	Int	Page	Index	Note
G0294161	A2804161	Thermofuse – 169C	1 - 1	O/O	11	23	
19020006	19020040	IC – SRAM 256KX8 70NS G1	n -	O/			
		IC – SRAM 256KX8 70NS G9	- n	/O	23	155	

Model: Stinger - P		Date: 13-Dec-00	No.: MG031019
Modified Article: Side Fence Ass'y Cassette Spring		Prepared by: M. Kitajima	
From: Technical Services Dept., GTS Division			
Reason for Modification:	<input type="checkbox"/> Parts catalog correction <input type="checkbox"/> To facilitate assembly <input checked="" type="checkbox"/> Part standardization	<input type="checkbox"/> Vendor change <input type="checkbox"/> To improve reliability <input type="checkbox"/> Other	<input type="checkbox"/> To meet standards ()

For purposes of parts standardization with the Japanese model, the part number of the side fence ass'y has been changed as follows:

Stinger- P4 (G032) / P4 II (G054)

Old part number	New part number	Description	Qty	Int	Page	Index	Note
G0302651	G0302717	Cassette Spring	1 - 1	O/O	5	12	

Stinger- P4 II (G054)

Old part number	New part number	Description	Qty	Int	Page	Index	Note
G0302685	G0302684	Side Fence Ass'y (P4 II)	1 - 1	O/O	5	2	

Model: Stinger - P		Date: 26-Dec-00	No.: MG031020
Modified Article: Spring Clutch		Prepared by: M. Kitajima	
From: Technical Service Dept., GTS Division			
Reason for Modification:	<input type="checkbox"/> Parts catalog correction <input type="checkbox"/> To facilitate assembly <input type="checkbox"/> Part standardization	<input type="checkbox"/> Vendor change <input checked="" type="checkbox"/> To improve reliability <input checked="" type="checkbox"/> Other	<input type="checkbox"/> To meet standards ()

To further ensure proper paper feed and improve clutch reliability, the torque of the spring clutch has been increased from 1 Kgf to 1.5 Kgf.

Stinger- P3 (G031) / P3 II (G049)

Old part number	New part number	Description	Qty	Int	Page	Index	Note
G0292752		Spring Clutch - 1Kgf	1 -	O/			
	↳ G0292765	Spring Clutch - 1.5Kgf	- 0	/O	15	2	

RCL (Japan) Production

MODEL NAME	V/Hz	DESTINATION	CODE	SERIAL NO.
Ricoh AP2000 Savin SLP20	120/60	USA	G031-17	P0190600001
NRG P7020	220,230, 240/50,60	Europe, Asia, Oceania	G031-22	B249060001
Ricoh AP2000	220,230, 240/50,60	Europe, Asia, Oceania	G031-27	P0190900405
Ricoh AP1400 Savin SLP14	120/60	USA	G032-17	
NRG P7014	220,230, 240/50,60	Europe, Asia, Oceania	G032-22	
Ricoh AP1400	220,230, 240/50,60	Europe, Asia, Oceania	G032-27	
Ricoh AP2100 Savin SLP21	120/60	USA	G049-17	From First Production
NRG P7021	220,230, 240/50,60	Europe, Asia, Oceania	G049-22	From First Production
Ricoh AP2100	220,230, 240/50,60	Europe, Asia, Oceania	G049-27	From First Production
Ricoh AP1600 Savin SLP16	120/60	USA	G054-17	
NRG P7016	220,230, 240/50,60	Europe, Asia, Oceania	G054-22	
Ricoh AP1600	220,230, 240/50,60	Europe, Asia, Oceania	G054-27	

Model: Stinger-P		Date: 06-Nov-01	No.: MG031021
Modified Article: Transfer Roller		Prepared by: K. Kitajima	
From: Technical Services Dept., GTS Division			
Reason for Modification:	<input checked="" type="checkbox"/> Parts catalog correction	<input type="checkbox"/> Vendor change	<input type="checkbox"/> To meet standards ()
	<input type="checkbox"/> To facilitate assembly	<input type="checkbox"/> To improve reliability	
	<input type="checkbox"/> Part standardization	<input type="checkbox"/> Other	

Please correct your parts catalog as follows:

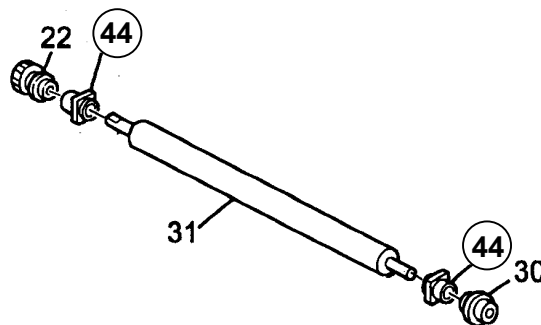
Stinger-P3 (G031)/ P3II (G049)

Page 7

Newly added:

Part Number	Description	Index	Q'ty
G0293965	Gear – 30Z (P3II)	22	1
G0293966	Positioning Roller (P3II)	30	1
G0293950	Transfer Roller (P3II)	31	1
H3063179	Transfer Spacer Bushing	44*	2

*: New Index



Description Change:

Part Number	Old Description	New Description	Index
G0293865	Gear – 30Z	Gear – 30Z (P3)	22
G0293866	Positioning Roller	Positioning Roller (P3)	30
G0293850	Transfer Roller – A3	Transfer Roller (P3)	31

Reissued: 30-Apr-02

Model: Stinger-P3/P4	Date: 19-Apr-02	No.: MG031022a
----------------------	-----------------	----------------

MB Correction

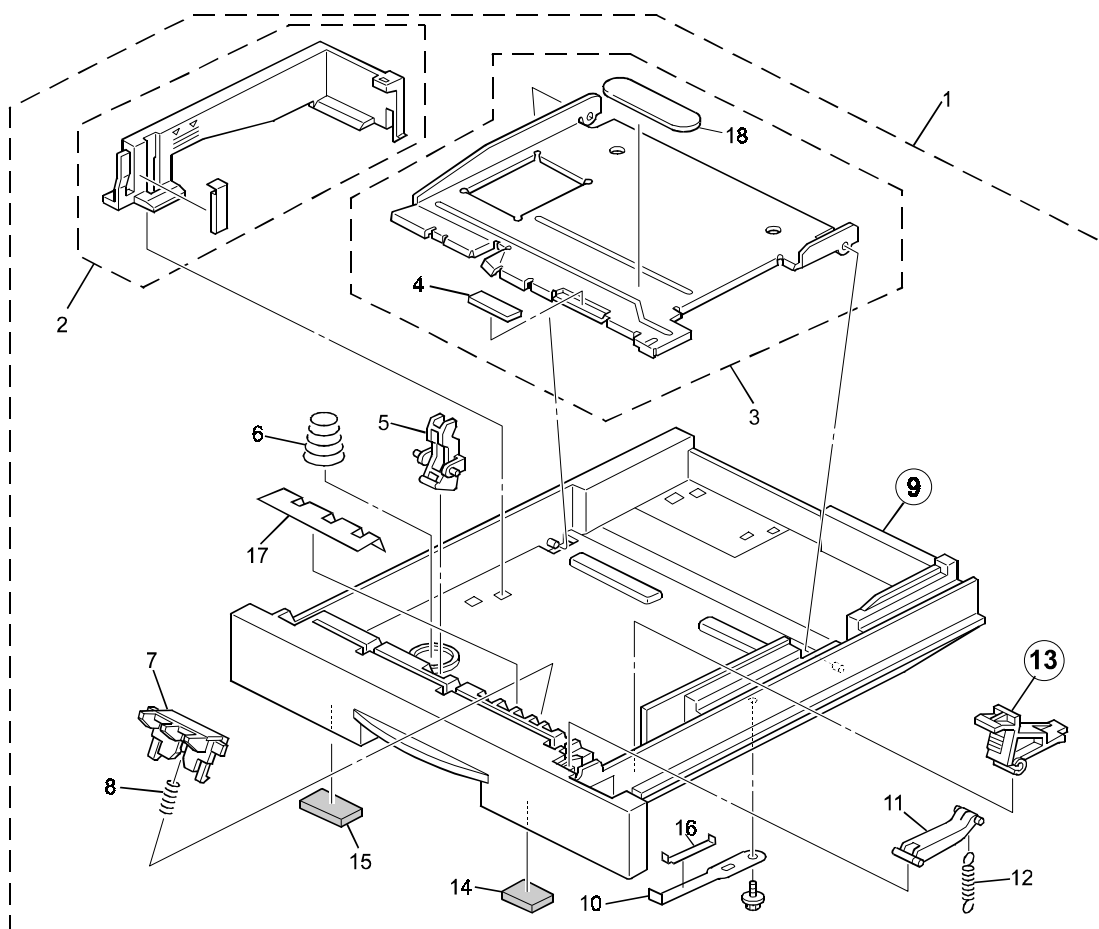
The following MB is Stinger-P4 only.

Modified Article: Stopper Base Plate		Prepared by: K. Miura	
From: Technical Services sec. Service Planning Dept.			
Reason for Modification:	<input type="checkbox"/> Parts catalog correction	<input type="checkbox"/> Vendor change	<input type="checkbox"/> To meet standards ()
	<input type="checkbox"/> To facilitate assembly	<input checked="" type="checkbox"/> To improve reliability	
	<input type="checkbox"/> Part standardization	<input type="checkbox"/> Other	

The Stopper Base Plate has been changed to increase the durability of the fulcrum against unforeseen stresses. To facilitate this, the shape of the attachment opening in the Paper Cassette has also been changed.

Old part number	New part number	Description	Q'ty	Int	Page	Index	Note
G0302569	G0302711	Stopper Base Plate	1	X/X	5	13	
G0302650	G0302701	Paper Cassette	1	X/X	5	9	

Note: When replacing either one of these old parts with its new version, it is necessary to replace both together as a set.



Reissued: 30-Apr-02

Model: Stinger-P3/P4

Date: 19-Apr-02

No.: MG031022a

RCL (Japan) Production

MODEL NAME	V/Hz	DESTINATION	CODE	SERIAL NO.
Ricoh AP1400 Savin SLP14	120/60	USA	G032-17	Service parts only
NRG P7014	220,230, 240/50,60	Europe, Asia, Oceania	G032-22	Service parts only
Ricoh AP1400	220,230, 240/50,60	Europe, Asia, Oceania	G032-27	Service parts only
Ricoh AP1600 Savin SLP16	120/60	USA	G054-17	P2900400001
NRG P7016	220,230, 240/50,60	Europe, Asia, Oceania	G054-22	P2900700456
Ricoh AP1600	220,230, 240/50,60	Europe, Asia, Oceania	G054-27	P2900400281

Model: Stinger-P3/P4		Date: 19-Jul-02	No.: MG031023
Modified Article: Grounding Plate		Prepared by: K. Miura	
From: Technical Services sec. Service Planning Dept.			
Reason for Modification:	<input type="checkbox"/> Parts catalog correction	<input type="checkbox"/> Vendor change	<input type="checkbox"/> To meet standards ()
	<input type="checkbox"/> To facilitate assembly	<input type="checkbox"/> To improve reliability	
	<input type="checkbox"/> Part standardization	<input checked="" type="checkbox"/> Other	

On other models, the material for the Grounding Plates was changed to prevent the temperature from rising higher than the target. The Grounding Plates for this model have been changed over to the same material.

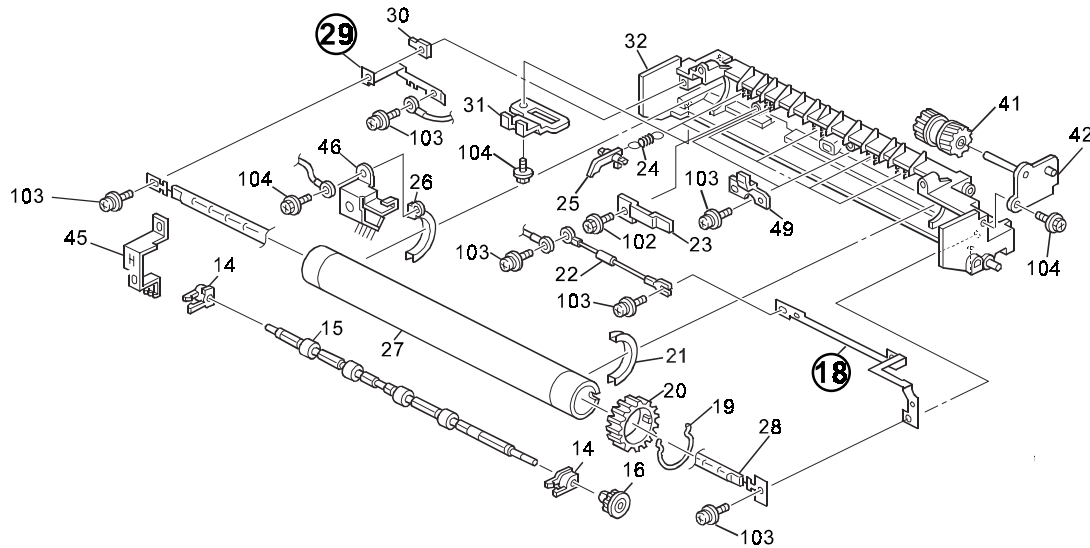
(G031/G049)

Old part number	New part number	Description	Q'ty	Int	Page	Index	Note
G0294141	G0294126	Grounding Plate 1	1	O/O	13	18	
G0294144	G0294127	Grounding Plate 2	1	O/O	13	29	

(G032/G054)

Old part number	New part number	Description	Q'ty	Int	Page	Index	Note
G0304241	G0304243	Grounding Plate	1	O/O	11	24	

(G031/G049)

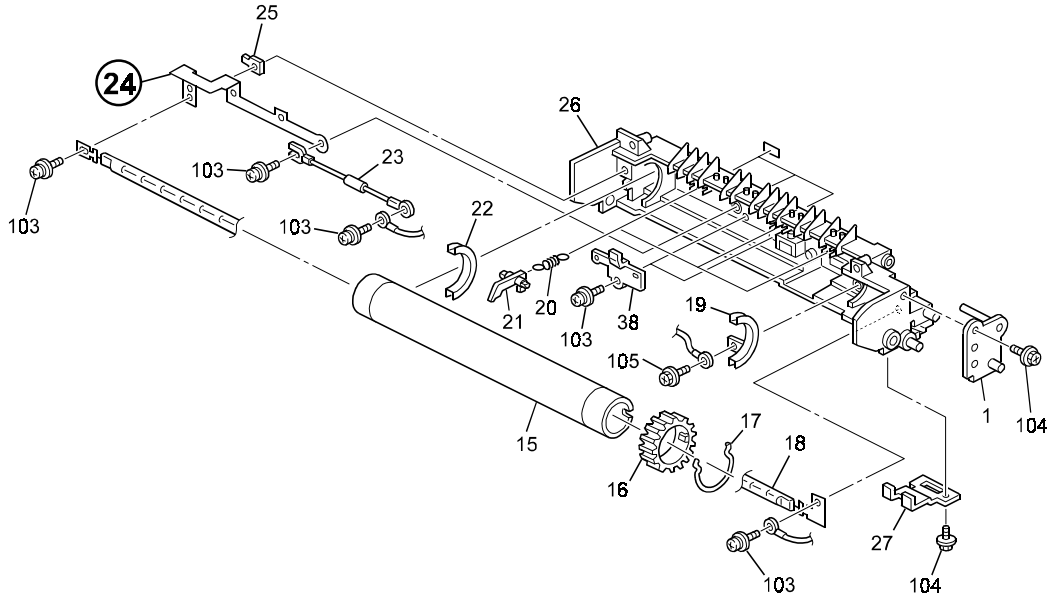


Model: Stinger-P3/P4

Date: 19-Jul-02

No.: MG031023

(G032/G054)



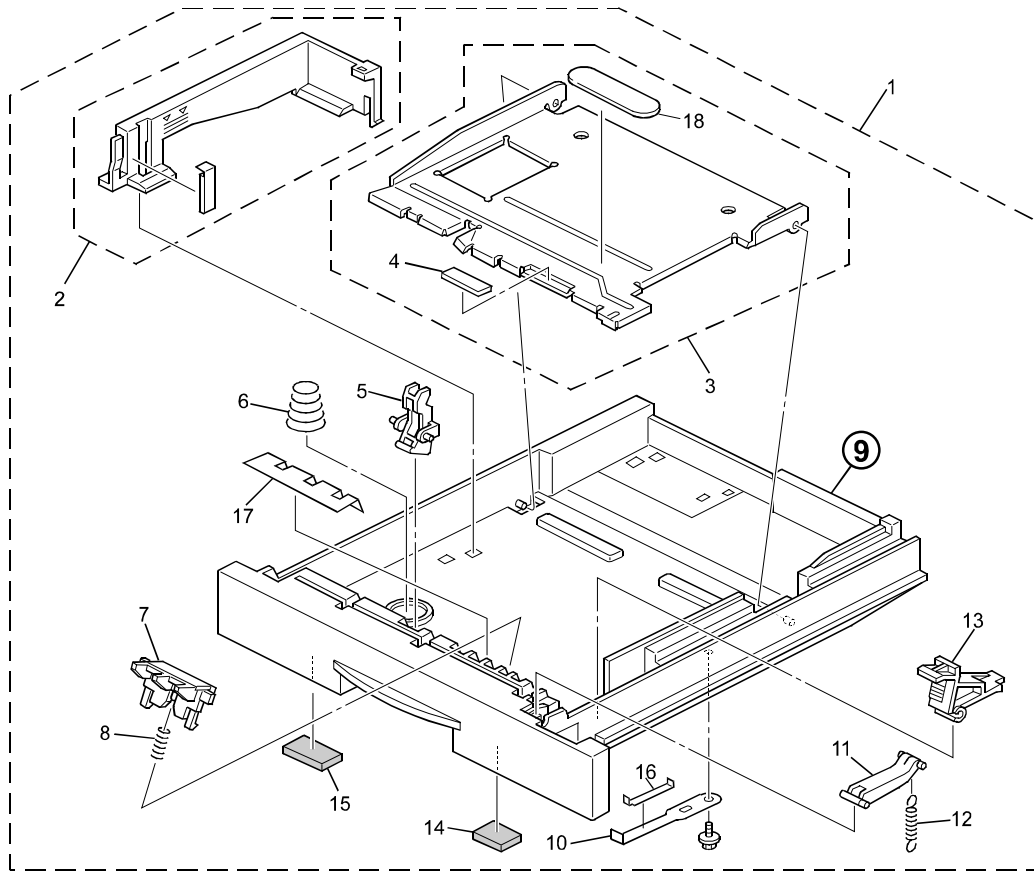
Model: Stinger-P3/P4	Date: 9-Jan-03	No.: MG031024
----------------------	----------------	---------------

Modified Article: Paper Cassette		Prepared by: K. Miura	
From: Technical Services Sec. Service Planning Dept.			
Reason for Modification:	<input type="checkbox"/> Parts catalog correction	<input type="checkbox"/> Vendor change	<input type="checkbox"/> To meet standards ()
	<input type="checkbox"/> To facilitate assembly	<input type="checkbox"/> To improve reliability	
	<input checked="" type="checkbox"/> Part standardization	<input type="checkbox"/> Other	

The following part has been changed due to part standardization with the Japanese model.

Stinger-P4 (G032) / P4 II (G054)

Old part number	New part number	Description	Q'ty	Int	Page	Index	Note
G0302701	G0302703	Paper Cassette	1	O/O	5	9	



Model: Stinger-P3/P4		Date: 6-Apr-04	No.: MG031025
Modified Article: Paper Cassette Ass'y		Prepared by: M. Ishihara	
From: 1 st Tech. Support Sec., Service Support Dept.			
Reason for Modification:	<input type="checkbox"/> Parts catalog correction	<input type="checkbox"/> Vendor change	<input type="checkbox"/> To meet standards ()
	<input type="checkbox"/> To facilitate assembly	<input checked="" type="checkbox"/> To improve reliability	
	<input type="checkbox"/> Part standardization	<input type="checkbox"/> Other	

The following have been changed to increase the durability of the paper cassette assembly.

Note:

- This modification is applied only to service parts.
- When installing either the new paper cassette or new base plate assembly for the first time, it is necessary to install them **together as a set**.

Stinger-P4 (G032) / P4 II (G054)

Old part number	New part number	Description	Q'ty	Int	Page	Index	Note
G0302551	G0302541	Paper Cassette Ass'y	1-1	X/O	5	1	*1
G0302553	G0302543	Paper Cassette Ass'y	1-1	X/O	5	1	*2
G0302703	G0302704	Paper Cassette	1-1	X/X	5	9	*3
G0302570	G0302582	Base Plate Ass'y	1-1	X/X	5	3	*4

*1: For the Stinger-P4 only.

*2: For the Stinger-P4II only.

*3: For both the Stinger-P4 and P4II: The diameter of the holder on the paper cassette has been increased from 4 mm to 6mm.

*4: For both the Stinger-P4 and P4II: The diameter of the opening on the base plate assembly for the cassette holder has been increased from 4mm to 6mm in accordance with the above change.

